District 403 A3

As of May 2026 Cumulative

Year	New Clubs	Dropped Clubs	Gain/ Loss Clubs	New Members	Charter Members	Reinstate Members	Transfer Members	Total Member Added	Total Members Dropped	Gain/ Loss Members
2021-2022	5	0	5	169	132	6	0	307	160	147
2022-2023	5	0	5	147	128	3	0	278	130	148
2023-2024	5	0	5	108	125	18	4	255	237	18
2024-2025	5	0	5	117	91	33	3	244	204	40
2025-2026	5	1	4	94	129	8	2	233	157	76
Average	**5**	**0**	**5**	**127**	**121**	**14**	**2**	**263**	**178**	**86**

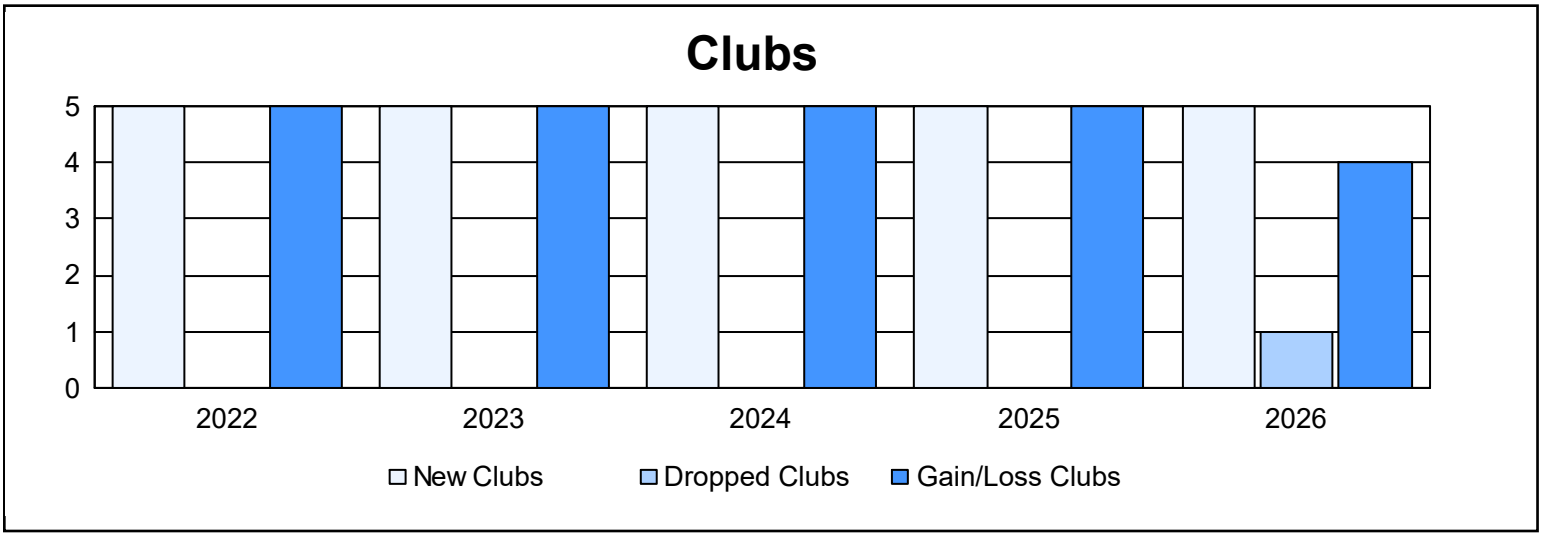

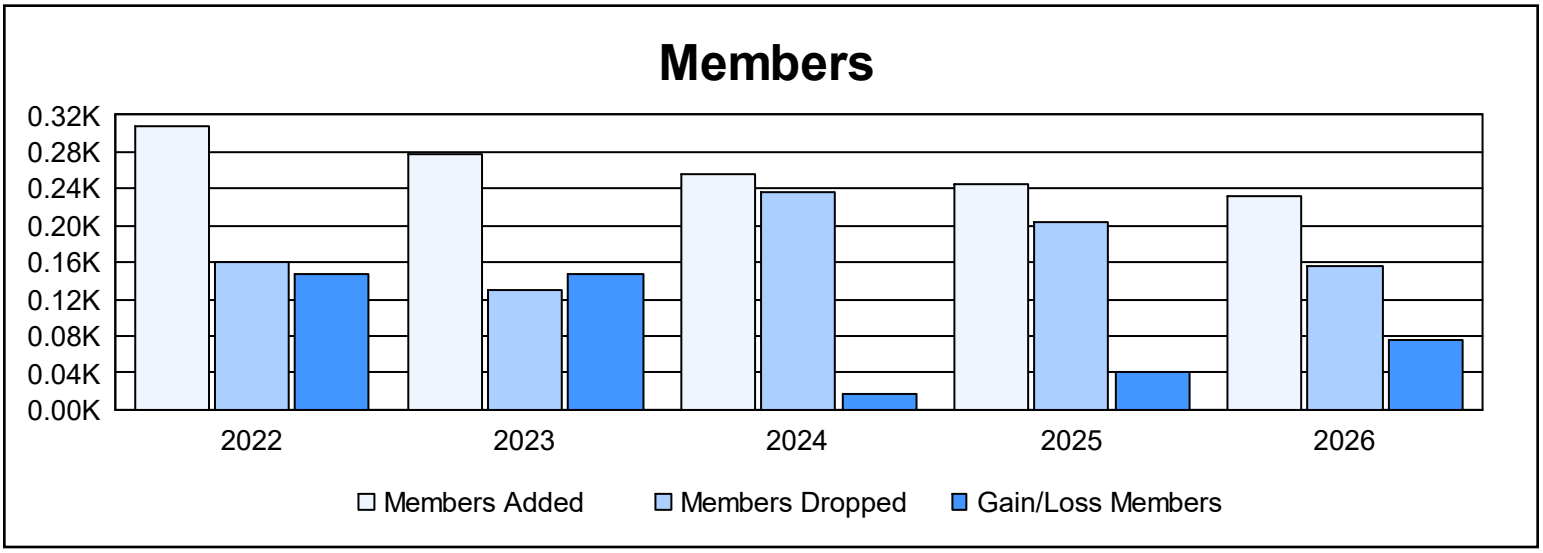

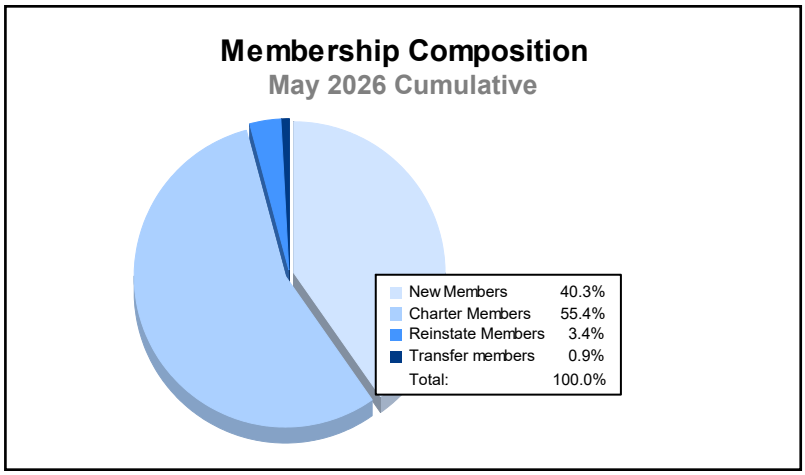
Membership Composition
May 2026 Cumulative
New Members 40.3%
Charter Members 55.4%
Reinstate Members 3.4%
Transfer members 0.9%
Total: 100.0%

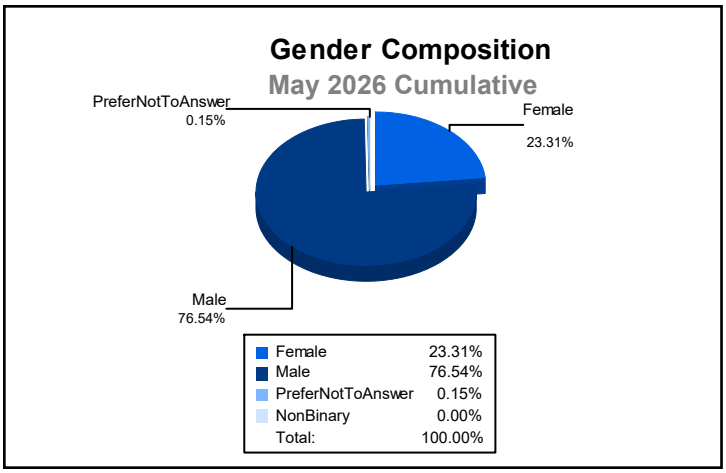
Gender Composition
May 2026 Cumulative
PreferNotToAnswer
0.15%
Female
23.31%
Male
76.54%
Female 23.31%
Male 76.54%
PreferNotToAnswer 0.15%
NonBinary 0.00%
Total: 100.00%